

Product data sheet

Characteristics

XA2EA4322

Complete push button, Easy Harmony XA2, plastic, flush, red, 22mm, spring return, marked O, 1NC



Main

Range of product	Easy Harmony XA2
Product or component type	Complete push-button
Device short name	XA2
Bezel material	Plastic
Fixing collar material	Plastic

Complementary

Mounting diameter	22 mm
Sale per indivisible quantity	1
Protective treatment	TC
Operating position	Any position
Fixing center	$\geq 30 \times 40$ mm (panel) - thickness: 1...5 mm
Fixing mode	Fixing nut: 2...2.4 N.m
Shape of signaling unit head	Round
Type of operator	Spring return
Operator profile	Red flush, O (white)
Contacts type and composition	1 NC
Contact operation	Slow-break
Mechanical durability	1500000 cycles
Connections - terminals	Screw clamp terminal, $\leq 2 \times 1.5$ mm ² Screw clamp terminal, $\leq 1 \times 2.5$ mm ² Screw clamp terminal, $\geq 1 \times 0.5$ mm ² Faston terminals, connection size: 6.3 mm
Tightening torque	0.8 N.m
Short-circuit protection	10 A gL fuse conforming to IEC 60269-1
[Ith] conventional free air thermal current	10 A
[Ui] rated insulation voltage	600 V conforming to IEC 60947-1
[Uimp] rated impulse withstand voltage	6 kV conforming to IEC 60947-1
[Ie] rated operational current	3 A at 240 V, AC-15, A600 0.27 A at 250 V, DC-13, Q600
Electrical durability	500000 Cycles, AC-15, 3 A at 230 V, operating rate <60 cyc/mn, load factor: 0.5 conforming to EN/IEC 60947-5-4 500000 cycles, DC-13, 0.2 A at 110 V, operating rate <60 cyc/mn, load factor: 0.5
Electrical reliability	$\Lambda < 10\exp(-8)$ at 24 V
Width	30 mm
Height	42 mm
Depth	54.7 mm
Product weight	0.032 kg







Environment

Ambient air temperature for storage	-40...70 °C
Ambient air temperature for operation	-25...55 °C
Overvoltage category	Class I conforming to IEC 536
IP degree of protection	IP65 conforming to IEC 60529
IK degree of protection	IK03 conforming to IEC 60529
Standards	IEC 60947-1 IEC 60947-5-1 GB 14048.5 GB 14048.1
Product certifications	CCC CE
Vibration resistance	10 gn (f= 40...500 Hz) conforming to IEC 60068-2-6
Shock resistance	70 gn (duration = 11 ms) for half sine wave acceleration conforming to IEC 60068-2-27

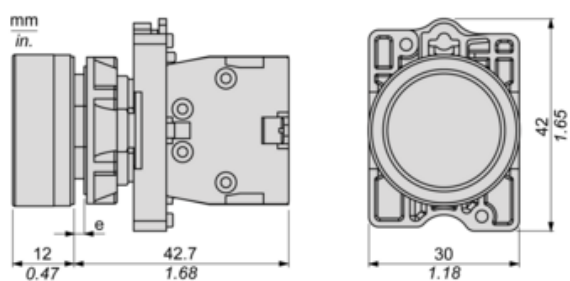
Packing Units

Unit Type of Package 1	PCE
Number of Units in Package 1	1
Package 1 Height	3.0 cm
Package 1 Width	4.0 cm
Package 1 Length	6.0 cm
Package 1 Weight	35.0 g
Unit Type of Package 2	S02
Number of Units in Package 2	100
Package 2 Height	15.0 cm
Package 2 Width	30.0 cm
Package 2 Length	40.0 cm
Package 2 Weight	4.65 kg
Unit Type of Package 3	PAL
Number of Units in Package 3	2000
Package 3 Height	60.0 cm
Package 3 Width	80.0 cm
Package 3 Length	90.0 cm
Package 3 Weight	92.2 kg

Offer Sustainability

Sustainable offer status	Green Premium product
REACH Regulation	 REACH Declaration
REACH free of SVHC	Yes
EU RoHS Directive	Pro-active compliance (Product out of EU RoHS legal scope)  EU RoHS Declaration
Mercury free	Yes
RoHS exemption information	 Yes
China RoHS Regulation	 China RoHS Declaration
Environmental Disclosure	 Product Environmental Profile
Circularity Profile	 End Of Life Information
WEEE	The product must be disposed on European Union markets following specific waste collection and never end up in rubbish bins

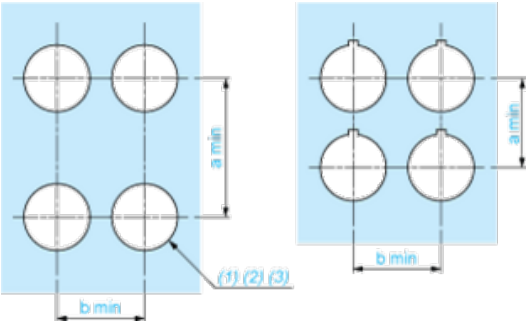
Dimensions



(e) Clamping thickness: 1 to 6 mm / 0.04 to 0.24 in.

Panel Cut-out for Pushbuttons, Switches and Pilot Lights (Finished Holes, Ready for Installation)

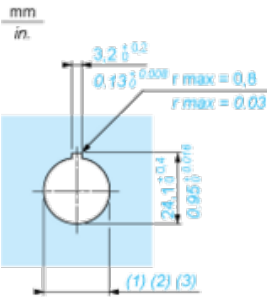
Connection by Screw Clamp Terminals



- (1) Diameter on finished panel or support
- (2) For selector switches and Emergency stop buttons, use of an anti-rotation plate type ZB5AZ902 is recommended.
- (3) Ø22.5 mm recommended ($\text{Ø}22.3_0^{+0.4}$) / Ø0.89 in. recommended ($\text{Ø}0.88\text{ in.}_0^{+0.016}$)

Connections	a in mm	a in in.	b in mm	b in in.
By screw clamp terminals connector	40	1.57	30	1.18
By Faston connectors	45	1.77	32	1.26

Detail of Lug Recess



- (1) Diameter on finished panel or support
- (2) For selector switches and Emergency stop buttons, use of an anti-rotation plate type ZB5AZ902 is recommended.
- (3) Ø22.5 mm recommended ($\text{Ø}22.3_0^{+0.4}$) / Ø0.89 in. recommended ($\text{Ø}0.88\text{ in.}_0^{+0.016}$)