



## Main

Range	TeSys
Product or component type	Contacteur
Product name	TeSys K
Device short name	LC1K
Device application	Control
Contacteur application	Resistive load

## Complementary

Utilisation category	AC-1
Poles description	4P
Pole contact composition	2 NO + 2 NC
[Ue] rated operational voltage	Power circuit: 690 V AC 50/60 Hz
Control circuit type	AC at 50/60 Hz
[Uc] control circuit voltage	230 V AC 50/60 Hz
[Uimp] rated impulse withstand voltage	8 KV
Overvoltage category	III
[Ith] conventional free air thermal current	20 A (at 50 °C) for power circuit
Irms rated making capacity	110 A AC for power circuit conforming to NF C 63-110 110 A AC for power circuit conforming to IEC 60947
Rated breaking capacity	110 A at 415 V conforming to IEC 60947 110 A at 440 V conforming to IEC 60947 80 A at 500 V conforming to IEC 60947 110 A at 220...230 V conforming to IEC 60947 110 A at 380...400 V conforming to IEC 60947 70 A at 660...690 V conforming to IEC 60947
Associated fuse rating	25 A gG at <= 440 V for power circuit 25 A aM for power circuit
Average impedance	3 MOhm - Ith 20 A 50 Hz for power circuit
[Ui] rated insulation voltage	Power circuit: 600 V conforming to UL 508 Power circuit: 690 V conforming to IEC 60947-4-1 Power circuit: 600 V conforming to CSA C22.2 No 14
Inrush power in VA	30 VA (at 20 °C)
Hold-in power consumption in VA	4.5 VA (at 20 °C)
Heat dissipation	1.3 W
Control circuit voltage limits	Operational: 0.8...1.15 Uc (at <50 °C) Drop-out: 0.2...0.75 Uc (at <50 °C)

Connections - terminals	Screw clamp terminals 1 cable(s) 1.5...4 mm²solid Screw clamp terminals 1 cable(s) 0.75...4 mm²flexible without cable end Screw clamp terminals 1 cable(s) 0.34...2.5 mm²flexible with cable end Screw clamp terminals 2 cable(s) 1.5...4 mm²solid Screw clamp terminals 2 cable(s) 0.75...4 mm²flexible without cable end Screw clamp terminals 2 cable(s) 0.34...1.5 mm²flexible with cable end
Maximum operating rate	3600 Cyc/H
Signalling circuit frequency	<= 400 Hz
Mounting support	Rail Plate
Tightening torque	0.8...1.3 N.M - on screw clamp terminals Philips No 2 0.8...1.3 N.M - on screw clamp terminals flat Ø 6 mm 0.8...1.3 N.M - on screw clamp terminals pozidriv No 2
Operating time	10...20 ms coil de-energisation and NO opening 10...20 ms coil energisation and NO closing 15...25 ms coil de-energisation and NC closing 5...15 ms coil energisation and NC opening
Safety reliability level	B10d = 1369863 cycles contactor with nominal load conforming- to EN/ISO 13849-1 B10d = 20000000 cycles contactor with mechanical load conforming- to EN/ISO 13849-1
Mechanical durability	10 Mcycles
Electrical durability	0.18 Mcycles 20 A AC-1 at Ue <= 440 V
Mechanical robustness	Shocks contactor closed, on X axis: 10 Gn for 11 ms conforming- to IEC 60068-2-27 Shocks contactor closed, on Y axis: 15 Gn for 11 ms conforming- to IEC 60068-2-27 Shocks contactor closed, on Z axis: 15 Gn for 11 ms conforming- to IEC 60068-2-27 Shocks contactor opened, on X axis: 6 Gn for 11 ms conforming- to IEC 60068-2-27 Shocks contactor opened, on Y axis: 10 Gn for 11 ms conforming- to IEC 60068-2-27 Shocks contactor opened, on Z axis: 10 Gn for 11 ms conforming- to IEC 60068-2-27 Vibrations contactor closed: 4 Gn, 5...300 Hz conforming to IEC 60068-2-6 Vibrations contactor opened: 2 Gn, 5...300 Hz conforming to IEC 60068-2-6
Height	58 Mm
Width	45 Mm
Depth	57 Mm
Net weight	0.18 Kg







## Environment

Standards	EN/IEC 60947-4-1 GB/T 14048.4 UL 60947-4-1 CSA C22.2 No 60947-4-1 JIS C8201-4-1
Product certifications	CB Scheme CCC UL CSA EAC CE UKCA
IP degree of protection	IP2X conforming to VDE 0106
Protective treatment	TC conforming to IEC 60068 TC conforming to DIN 50016
Ambient air temperature for storage	-50...80 °C
Operating altitude	2000 m without derating
Flame retardance	V1 conforming to UL 94 Requirement 2 conforming to NF F 16-101 Requirement 2 conforming to NF F 16-102

## Packing Units

Unit Type of Package 1	PCE
Number of Units in Package 1	1
Package 1 Height	5 Cm
Package 1 Width	6.5 Cm
Package 1 Length	6.5 Cm
Package 1 Weight	179.1 G
Unit Type of Package 2	S02
Number of Units in Package 2	50
Package 2 Height	15 Cm
Package 2 Width	30 Cm
Package 2 Length	40 Cm
Package 2 Weight	9.191 Kg

## Offer Sustainability

Sustainable offer status	Green Premium product
REACH Regulation	 <a href="#">REACH Declaration</a>
REACH free of SVHC	Yes
EU RoHS Directive	Compliant  <a href="#">EU RoHS Declaration</a>
Toxic heavy metal free	Yes
Mercury free	Yes
China RoHS Regulation	 <a href="#">China RoHS Declaration</a>
RoHS exemption information	 <a href="#">Yes</a>
Environmental Disclosure	 <a href="#">Product Environmental Profile</a>
Circularity Profile	 <a href="#">End Of Life Information</a>
WEEE	The product must be disposed on European Union markets following specific waste collection and never end up in rubbish bins
California proposition 65	WARNING: This product can expose you to chemicals including: Antimony oxide & Antimony trioxide, which is known to the State of California to cause cancer. For more information go to <a href="http://www.P65Warnings.ca.gov">www.P65Warnings.ca.gov</a>

## Contractual warranty

Warranty	18 months
----------	-----------

Product Life Status : **Commercialised**