



Main

Range of product	TeSys Deca
Product or component type	Contacteur
Device short name	LC1D
Contacteur application	Resistive load
Utilisation category	AC-1 AC-3 AC-3e AC-4
Poles description	4P
[Ue] rated operational voltage	Power circuit: <= 690 V AC 25...400 Hz Power circuit: <= 250 V DC
[Ie] rated operational current	20 A (at <60 °C) at <= 440 V AC AC-1 for power circuit
[Uc] control circuit voltage	24 V DC

Complementary

Compatibility code	LC1D
Pole contact composition	2 NO + 2 NC
Contact compatibility	M7
Protective cover	With
[Ith] conventional free air thermal current	20 A (at 60 °C) for power circuit 10 A (at 60 °C) for signalling circuit
Irms rated making capacity	250 A at 440 V for power circuit conforming to IEC 60947 140 A AC for signalling circuit conforming to IEC 60947-5-1 250 A DC for signalling circuit conforming to IEC 60947-5-1
Rated breaking capacity	250 A at 440 V for power circuit conforming to IEC 60947
[Icw] rated short-time withstand current	105 A 40 °C - 10 s for power circuit 210 A 40 °C - 1 s for power circuit 30 A 40 °C - 10 min for power circuit 61 A 40 °C - 1 min for power circuit 100 A - 1 s for signalling circuit 120 A - 500 ms for signalling circuit 140 A - 100 ms for signalling circuit
Associated fuse rating	10 A gG for signalling circuit conforming to IEC 60947-5-1 25 A gG at <= 690 V coordination type 1 for power circuit 20 A gG at <= 690 V coordination type 2 for power circuit
Average impedance	2.5 MOhm - Ith 25 A 50 Hz for power circuit
Power dissipation per pole	1.56 W AC-1

[Ui] rated insulation voltage	Power circuit: 690 V conforming to IEC 60947-4-1 Power circuit: 600 V CSA certified Power circuit: 600 V UL certified Signalling circuit: 690 V conforming to IEC 60947-1 Signalling circuit: 600 V CSA certified Signalling circuit: 600 V UL certified
Overvoltage category	III
Pollution degree	3
[Uimp] rated impulse withstand voltage	6 KV conforming to IEC 60947
Safety reliability level	B10d = 1369863 cycles contactor with nominal load conforming- to EN/ISO 13849-1 B10d = 20000000 cycles contactor with mechanical load conforming- to EN/ISO 13849-1
Mechanical durability	30 Mcycles
Electrical durability	0.3 Mcycles 20 A AC-1 at Ue ≤ 690 V
Control circuit type	DC standard
Coil technology	Built-in bidirectional peak limiting diode suppressor
Control circuit voltage limits	0.1...0.25 Uc (-40...60 °C):drop-out DC 0.7...1.25 Uc (-40...60 °C):operational DC 1...1.25 Uc (60...70 °C):operational DC
Inrush power in W	5.4 W (at 20 °C)
Hold-in power consumption in W	5.4 W at 20 °C
Operating time	53.55...72.45 ms closing 16...24 ms opening
Time constant	28 Ms
Maximum operating rate	3600 Cyc/H 60 °C
Connections - terminals	Power circuit: screw clamp terminals 1 1...4 mm ² - cable stiffness: flexible without- cable end Power circuit: screw clamp terminals 2 1...4 mm ² - cable stiffness: flexible with- out cable end Power circuit: screw clamp terminals 1 1...4 mm ² - cable stiffness: flexible with- cable end Power circuit: screw clamp terminals 2 1...2.5 mm ² - cable stiffness: flexible with- cable end Power circuit: screw clamp terminals 1 1...4 mm ² - cable stiffness: solid without- cable end Power circuit: screw clamp terminals 2 1...4 mm ² - cable stiffness: solid without- cable end Control circuit: screw clamp terminals 1 1...4 mm ² - cable stiffness: flexible with- out cable end Control circuit: screw clamp terminals 2 1...4 mm ² - cable stiffness: flexible with- out cable end Control circuit: screw clamp terminals 1 1...4 mm ² - cable stiffness: flexible with- cable end Control circuit: screw clamp terminals 2 1...2.5 mm ² - cable stiffness: flexible- with cable end Control circuit: screw clamp terminals 1 1...4 mm ² - cable stiffness: solid without- cable end Control circuit: screw clamp terminals 2 1...4 mm ² - cable stiffness: solid without- cable end
Tightening torque	Power circuit: 1.7 N.m - on screw clamp terminals - with screwdriver flat Ø 6 mm Power circuit: 1.7 N.m - on screw clamp terminals - with screwdriver Philips No 2 Control circuit: 1.7 N.m - on screw clamp terminals - with screwdriver flat Ø 6 mm Control circuit: 1.7 N.m - on screw clamp terminals - with screwdriver Philips No 2 Control circuit: 1.7 N.m - on screw clamp terminals - with screwdriver- pozidriv No 2 Power circuit: 1.7 N.m - on screw clamp terminals - with screwdriver- pozidriv No 2
Auxiliary contact composition	1 NO + 1 NC
Auxiliary contacts type	Type mechanically linked 1 NO + 1 NC conforming to IEC 60947-5-1 type mirror contact 1 NC conforming to IEC 60947-4-1
Signalling circuit frequency	25...400 Hz
Minimum switching voltage	17 V for signalling circuit
Minimum switching current	5 MA for signalling circuit
Insulation resistance	> 10 MOhm for signalling circuit
Non-overlap time	1.5 Ms on de-energisation between NC and NO contact 1.5 Ms on energisation between NC and NO contact
Mounting support	Plate Rail







Environment

Standards	CSA C22.2 No 60947-4-1 EN 60947-4-1 EN 60947-5-1 IEC 60947-4-1 IEC 60947-5-1 UL 60947-5-1 UL 60947-4-1 CSA C22.2 No 60947-5-1 GB/T 14048.4
Product certifications	UL CCC CSA UKCA EAC CB EU-RO-MR by DNV-GL
IP degree of protection	IP20 front face conforming to IEC 60529
Protective treatment	TH conforming to IEC 60068-2-30
Climatic withstand	Conforming to IACS E10 exposure to damp heat conforming to IEC 60947-1 Annex Q category D exposure to damp heat
Permissible ambient air temperature around the device	-40...60 °C 60...70 °C with derating
Operating altitude	0...3000 m
Fire resistance	850 °C conforming to IEC 60695-2-1
Flame retardance	V1 conforming to UL 94
Mechanical robustness	Vibrations contactor open (2 Gn, 5...300 Hz) Vibrations contactor closed (4 Gn, 5...300 Hz) Shocks contactor open (10 Gn for 11 ms) Shocks contactor closed (15 Gn for 11 ms)
Height	85 Mm
Width	45 Mm
Depth	99 Mm
Net weight	0.525 Kg

Packing Units

Unit Type of Package 1	PCE
Number of Units in Package 1	1
Package 1 Height	5.500 Cm
Package 1 Width	9.500 Cm
Package 1 Length	12.000 Cm
Package 1 Weight	554.000 G
Unit Type of Package 2	S02
Number of Units in Package 2	16
Package 2 Height	15.000 Cm
Package 2 Width	30.000 Cm
Package 2 Length	40.000 Cm
Package 2 Weight	9.362 Kg

Offer Sustainability

Sustainable offer status	Green Premium product
REACH Regulation	 REACH Declaration
EU RoHS Directive	Compliant  EU RoHS Declaration
Mercury free	Yes
China RoHS Regulation	 China RoHS Declaration
RoHS exemption information	 Yes
Environmental Disclosure	 Product Environmental Profile
Circularity Profile	 End Of Life Information

PVC free	Yes
California proposition 65	WARNING: This product can expose you to chemicals including: Antimony oxide & Antimony trioxide, which is known to the State of California to cause cancer. For more information go to www.P65Warnings.ca.gov

Contractual warranty

Warranty	18 months
----------	-----------

Product Life Status :	Commercialised
-----------------------	-----------------------